



The Right Connection®

Data Sheet




Pressure Restricting Devices

Preset orifices restrict the volume of water lowering the pressure of flowing water

APRD150

APRD250 



cast finish shown

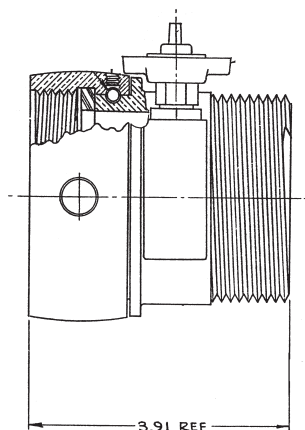
Female Inlet * x Male Outlet *

- specify thread *
- for installation on a Class I or Class II Standpipe System hose outlets
- Use of this device serves as a means of restricting existing high pressure in the piping system to such a degree that hose lines can be handled by persons untrained in the handling of heavy fire streams.
- 2½" is U/L listed
- working pressure: 175 PSI
- alloy = C84400, C83600, C36000
- manufactured in the USA

available finish:

- cast (standard)
- polished - P
- chrome - C

Dimensions



2½" valve pictured

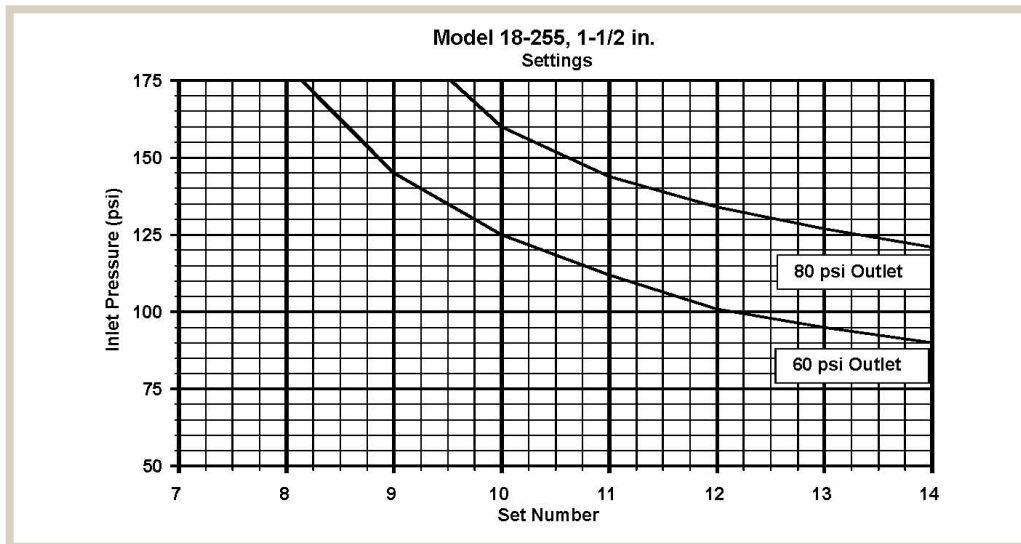
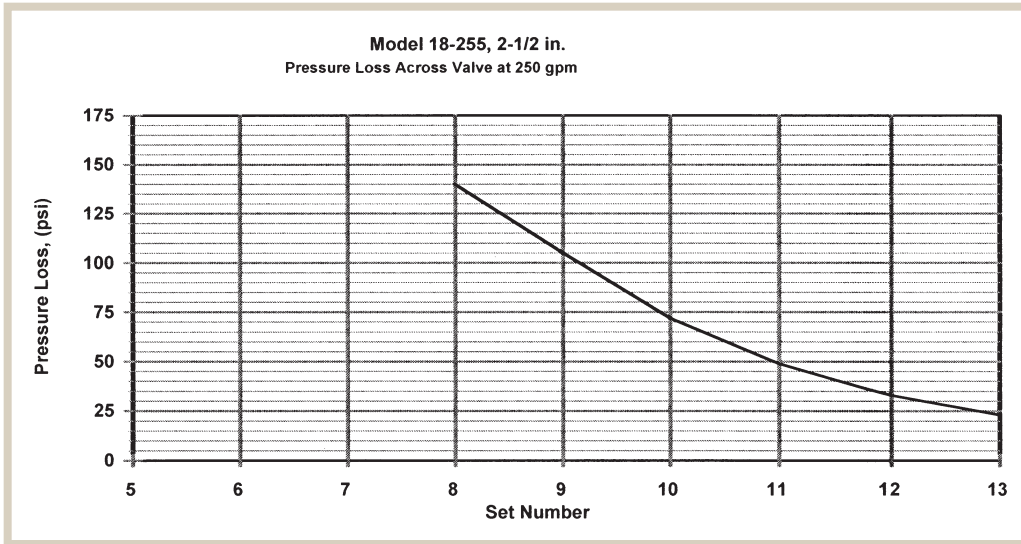
Size	Style	Length	Wt. in Lbs.
1½"	18-255	3.73"	3
2½"	18-255	3.91"	4.5

Technical Information

Pressure Restricting Devices

- Underwriters Listed and New York City Board of Standards and Appeals approval # MEA 54-07-E
- Restricts inlet pressure from 70 PSI (483 kPa) up to a maximum of 175 PSI (1207 kPa), down to an outlet pressure of 65, 80 or 100 PSI (448, 552 or 690 kPa).
- Outlet pressures may be set below 65 PSI (448 IPa) when authorized by the local authority having jurisdiction.

Pressure and Settings Charts



This information is only a general guideline. The company reserves the right to change any portion of this information without notice. Terms and conditions of sale apply and are available on request.

Dixon Fire

ph: 410.778.2008 • 877.712.6179

fx: 410.778.4702 • 800.283.4966

dixonvalve.com